

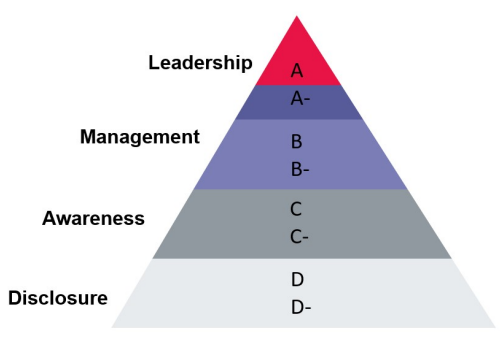
CDP SNAPSHOT REPORT - CITIES 2020

Bærum Kommune

Region Europe
Country Norway
Final score A

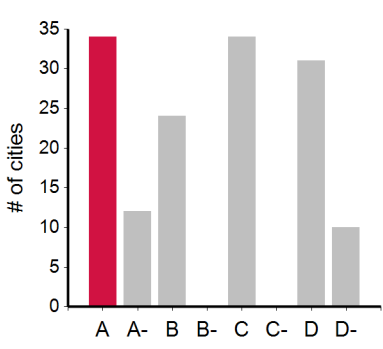
This snapshot report presents the score that Bærum Kommune received for its response to CDP's 2020 questionnaire. CDP uses the scoring methodology to incentivize cities to measure and manage environmental impacts. This report can be used as a tool for gaining an overview of environmental performance and how the city's response can be improved in the future. Responses are scored using the [2020 CDP Cities Scoring Methodology](#). Scores are private to cities, although CDP will recognize and reward the highest scoring cities.

YOUR CDP FINAL SCORE



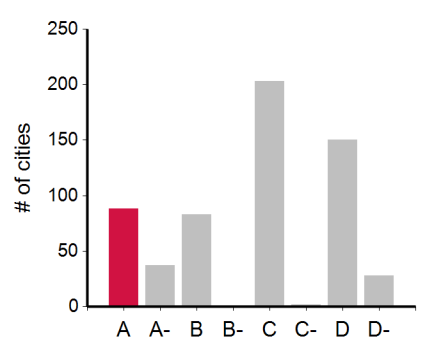
Click here for a detailed explanation of your score, along with recommendations and resources for cities who receive a Leadership band score

REGIONAL DISTRIBUTION



The bar chart above shows the count of scores achieved by cities in Europe. The score for Bærum Kommune is shown in red.

GLOBAL DISTRIBUTION



The bar chart above shows the count of scores achieved by cities globally. The score for Bærum Kommune is shown in red.

INFORMATION REPORTED



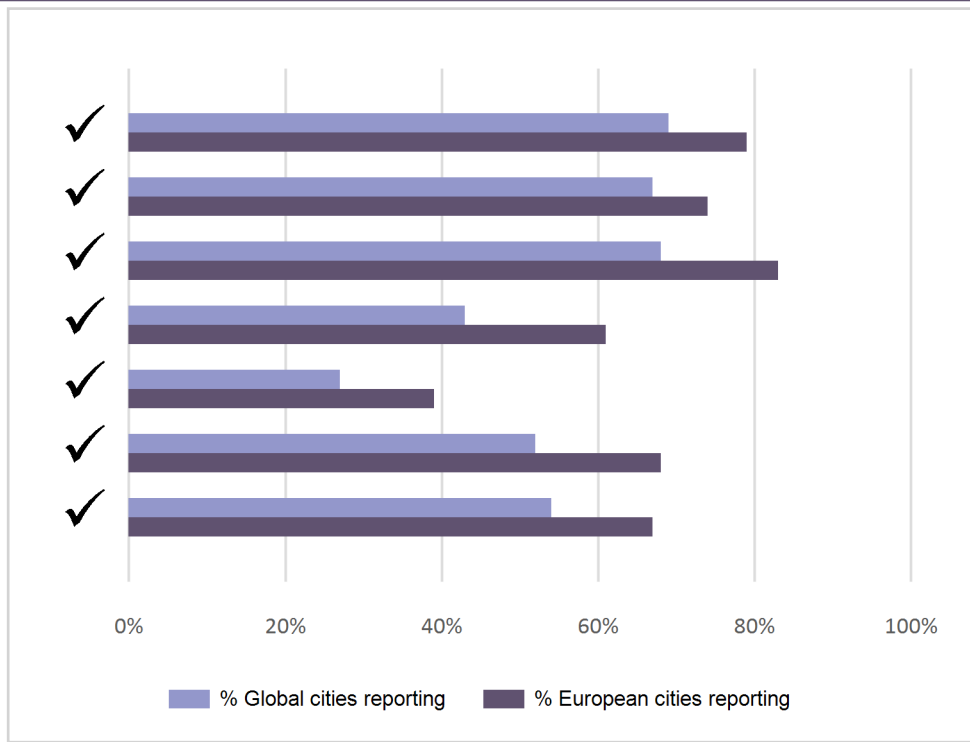
Your city is committed to the Global Covenant of Mayors for Climate & Energy



Your city is committed to reduce its emissions by 40% by 2030

This chart indicates what information was provided by your city in the CDP 2020 questionnaire. A "✓" symbolizes that your city has reported the information stated on the left-hand side while a "X" symbolizes that your city has not reported the information. The colored bars highlight the % of cities globally and within your region who have reported the information stated on the left-hand side in their CDP response.

- City-wide emissions inventory ✓
- Risk/vulnerability assessment ✓
- City-wide emissions reduction target ✓
- Renewable energy target ✓
- Energy efficiency target ✓
- Climate adaptation plan ✓
- Mitigation plan ✓



THEMATIC SCORES

CDP has broken down your response into two main themes: Adaptation and Mitigation to assess your city's climate action. Note, cities that do not receive an overall score in Leadership (A or A-) will not qualify for an A in their Adaptation or Mitigation score. To see which sections of the questionnaire are assessed in either the Adaptation or Mitigation score, please review the [Scoring methodology](#).

Adaptation: Cities preparing for and adjusting proactively to actual or expected impacts of climate change

YOUR ADAPTATION SCORE



Bærum Kommune's Adaptation score is higher than the Europe regional average of C, and higher than the global average of C.

A Leadership level city has a clear understanding of future climate risks, they have implemented their adaptation plan and are progressing towards achieving their adaptation goals

Mitigation: Cities measuring and reducing emissions to enable a move towards net zero

YOUR MITIGATION SCORE



Bærum Kommune's Mitigation score is higher than the Europe regional average of C, and higher than the global average of C.

A Leadership level city has implemented their action plan and have made progress towards achieving ambitious emissions reduction targets and actions

RESOURCES

Explore Data: Explore all public information by accessing our [Open Data Portal](#)

Connecting to Finance: Showcase relevant projects through our [Matchmaker program](#)

Understanding the Questionnaire: Read more on the topics highlighted here in the [Cities Guidance](#)

Understanding the Scoring Methodology: Read more about the scoring process and [scoring criteria](#)

Understanding how to improve on your score: Read more on what is expected from each scoring band in the [Next Steps document](#)

Learn and Progress: Request a score feedback call, email: cities@cdp.net