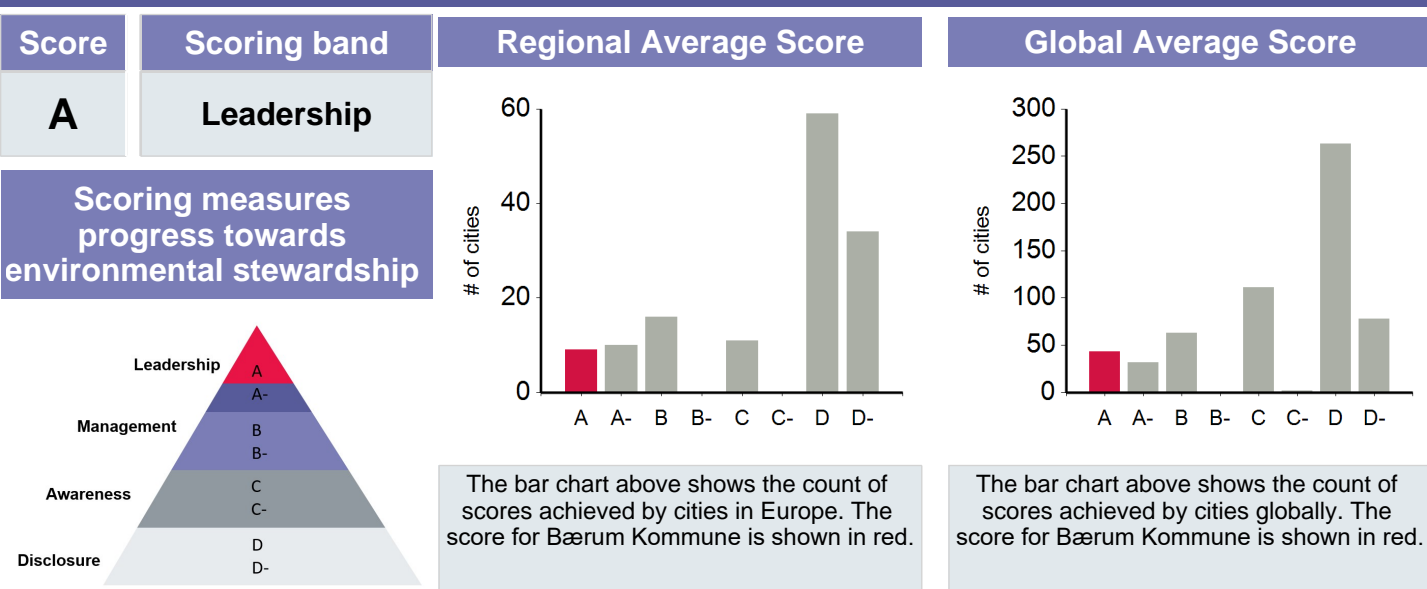


Bærum Kommune

CDP Cities 2018

This snapshot report presents the score that Bærum Kommune received for its response to CDP's 2018 questionnaire. CDP uses the scoring methodology to incentivize cities to measure and manage environmental impacts. Responses are scored by CDP and CDP's scoring partner ADEC, using the 2018 CDP Cities Scoring Methodology. Scores are private to cities although CDP will recognize and reward the highest scoring cities.

Scoring



Scoring band explanation



A Leadership city demonstrates best practice standards across adaptation and mitigation, has set ambitious but realistic goals and made progress towards achieving those goals. Cities in the Leadership band have strategic, holistic plans in place to ensure the actions they are taking will reduce climate impacts and vulnerabilities of the citizens, businesses and organisations residing in their city.

	Adaptation	City-wide emissions	City-wide emissions reductions	Climate & social risk	Opportunities	Water supply
Bærum Kommune	A	A	A-	A	B	C
Europe Average	D	D	D-	D	D	D
Global Average	D	D	D	D	D	D

Find more about CDP Cities at <https://www.cdp.net/en/cities>.

Information reported

This panel indicates what information was provided by Bærum Kommune in the CDP's 2018 questionnaire which was used to determine your score. It also highlights some key points disclosed by cities globally and within your region.

Information disclosed by Bærum Kommune		% Europe	% Globally	
Risk/Vulnerability Assessment	<input checked="" type="checkbox"/>	58%	45%	 Your city is committed to the Global Covenant of Mayors for Climate & Energy  Your city is committed to reduce its emissions by 40% by 2030 Transparency Your city disclosed publicly
Climate Adaptation Commitment	<input checked="" type="checkbox"/>	55%	58%	
Climate Adaptation Plan	<input checked="" type="checkbox"/>	44%	33%	
Climate Action Plan	<input checked="" type="checkbox"/>	57%	42%	
City-wide GHG Emissions Inventory	<input checked="" type="checkbox"/>	65%	54%	
City-wide Emissions Reduction Target	<input checked="" type="checkbox"/>	64%	46%	
Renewable Energy Target	<input type="checkbox"/>	41%	31%	

How to improve your city's score

Sections Questionnaire	Next steps Leadership band
Introduction and governance	Consider sharing your process for integrating sustainability into mainstream activities by creating a case study of your city. Join international city networks to pass on the knowledge your city has to others looking for best practice leadership.
Hazards and Adaptation	Continue regular update and monitoring of risk assessment involving vulnerable populations. Commit to ambitious adaptation targets to ensure vulnerable populations are protected in future. Consider the interaction between your adaptation and mitigation actions.
Opportunities	Cities can showcase climate resilient infrastructure projects to private sector investors through our Matchmaker initiative.
City-wide Emissions	Ensure regular update and review of emissions inventory. Where changes occur in the methodology or more data is obtained, be sure to update previous inventories so data is comparable over time. Consider undertaking a consumption-based inventory for the city, which identifies GHG emissions from goods and services consumed within the city.
Energy and Emissions reduction	Many cities are beginning to set emissions reductions targets that are more ambitious than the NDCs of their national governments. Carbon-neutral or zero carbon targets are increasingly being set by cities. Consider updating your city's action plan to incorporate a target aligned with or more ambitious than the Paris agreement goals. Consider developing a 100% renewable energy target.
Water	Ensure water risk is regularly assessed and incorporated into considerations when identifying emissions reduction and adaptation goals.

[Click here](#) for a more detailed explanation of the score per band for each section of the questionnaire, along with CDP's recommendation for cities who receive a Leadership (A) band score.

Resources

Benchmark Against Your Peers	Explore Data	Connecting to Finance
To see how your city compares to other cities, check out Cities Analytics	Explore all public information by accessing our Open Data Portal	Showcase relevant projects through our Matchmaker Program
2018 Bærum Kommune Response	Understanding the Questionnaire	Learn and Progress
Download your full 2018 response	Read more on the topics highlighted here in the Cities Guidance	Request a score feedback call, e-mail: cities@cdp.net

Find more about CDP Cities at <https://www.cdp.net/en/cities>